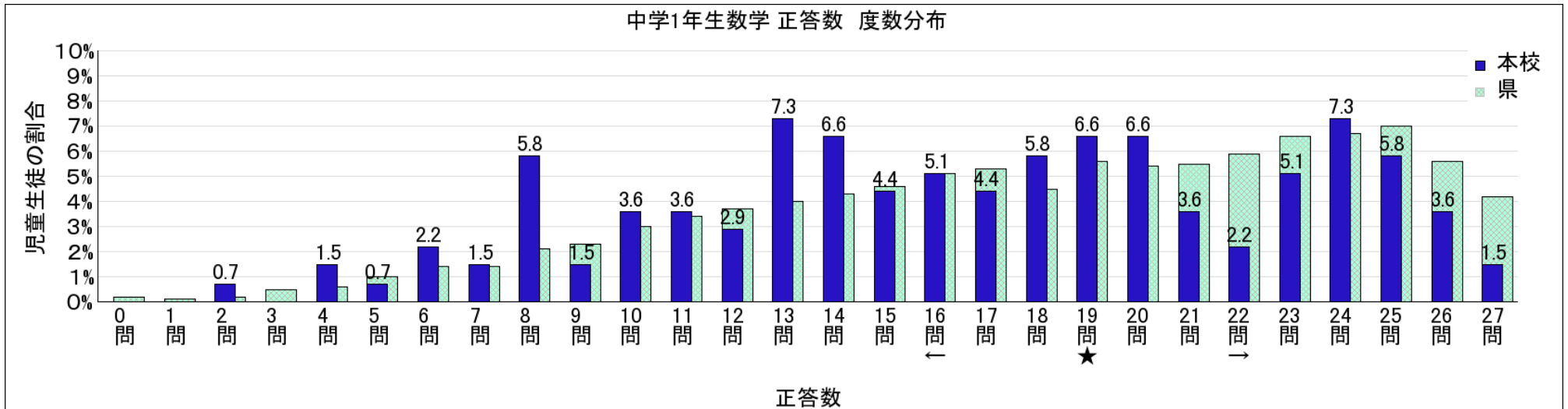
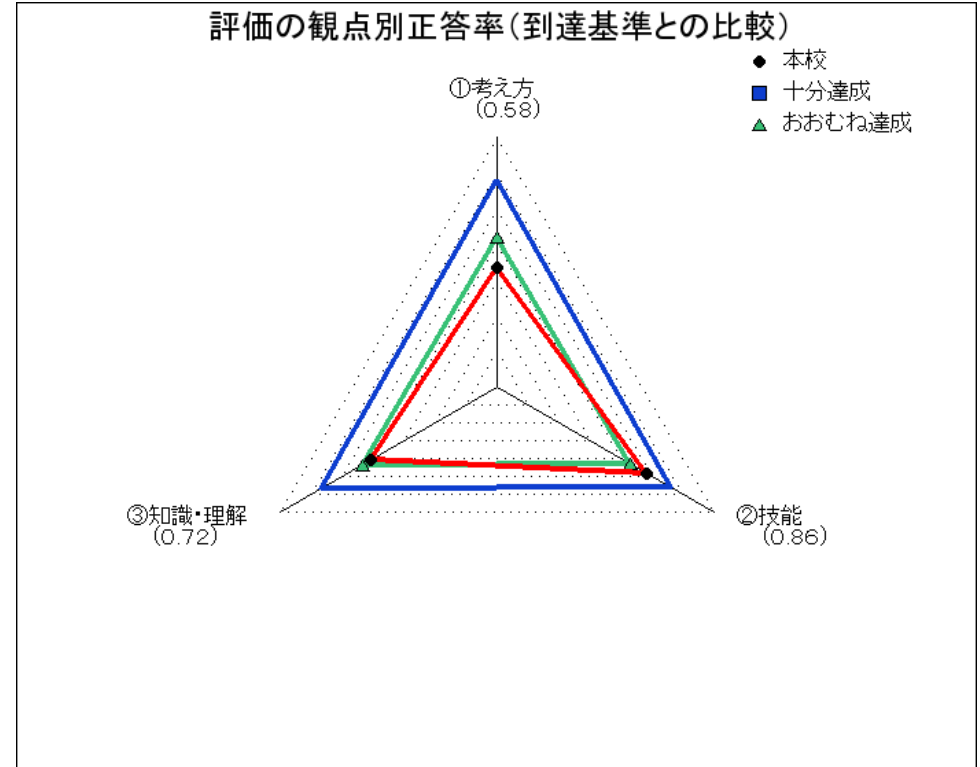
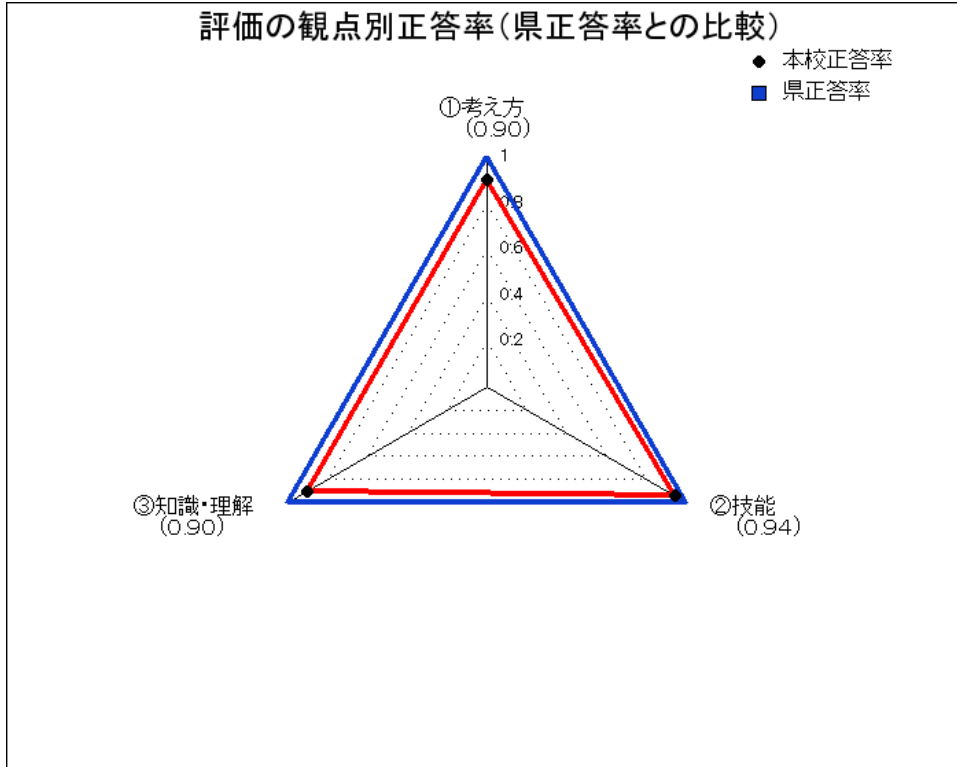


	要努力	おおむね	十分
本校	47.4	27.0	25.5
県	37.8	26.2	36.0

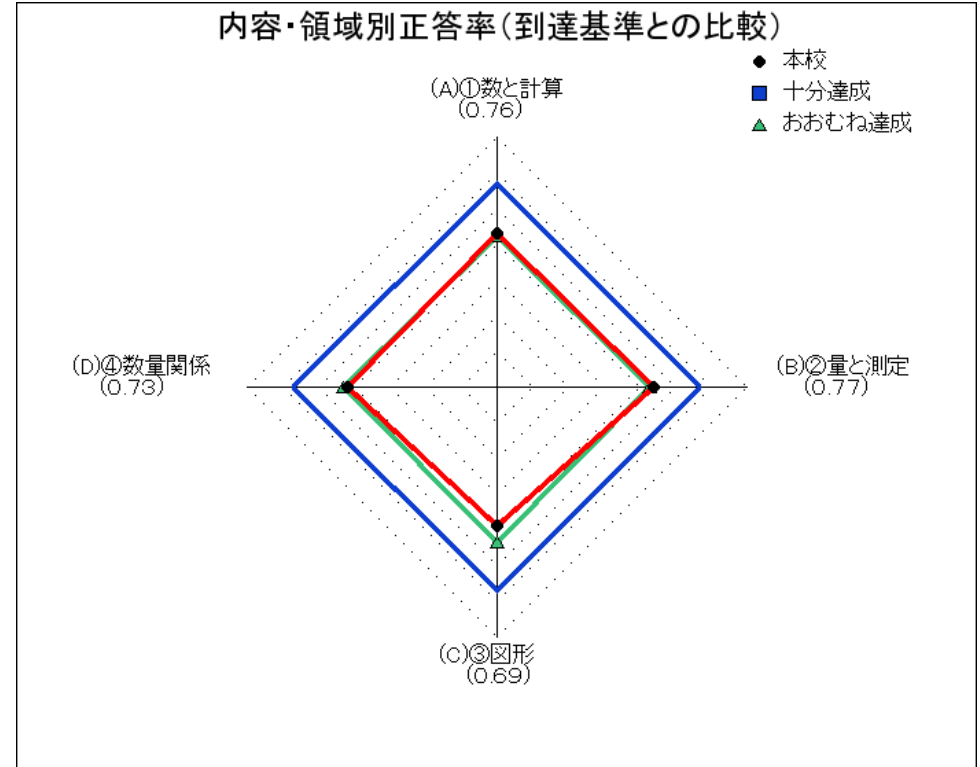
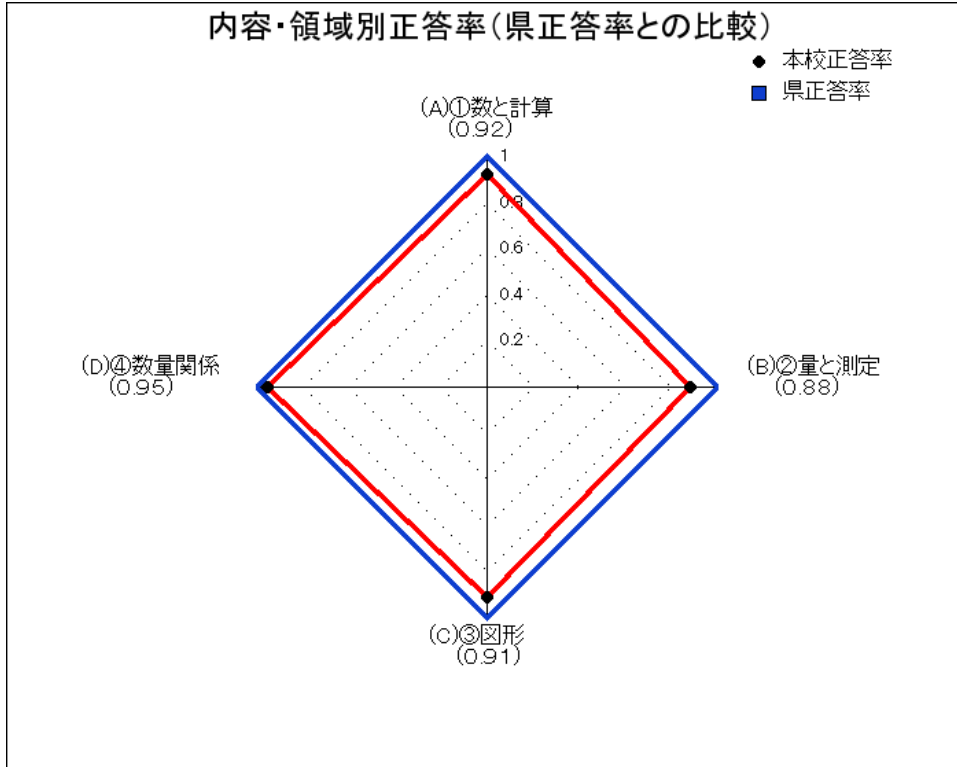
	要努力	おおむね	十分
本校	42.2	70.3	90.1
県	43.0	70.6	90.2

	おおむね	十分
	50.0	70.0

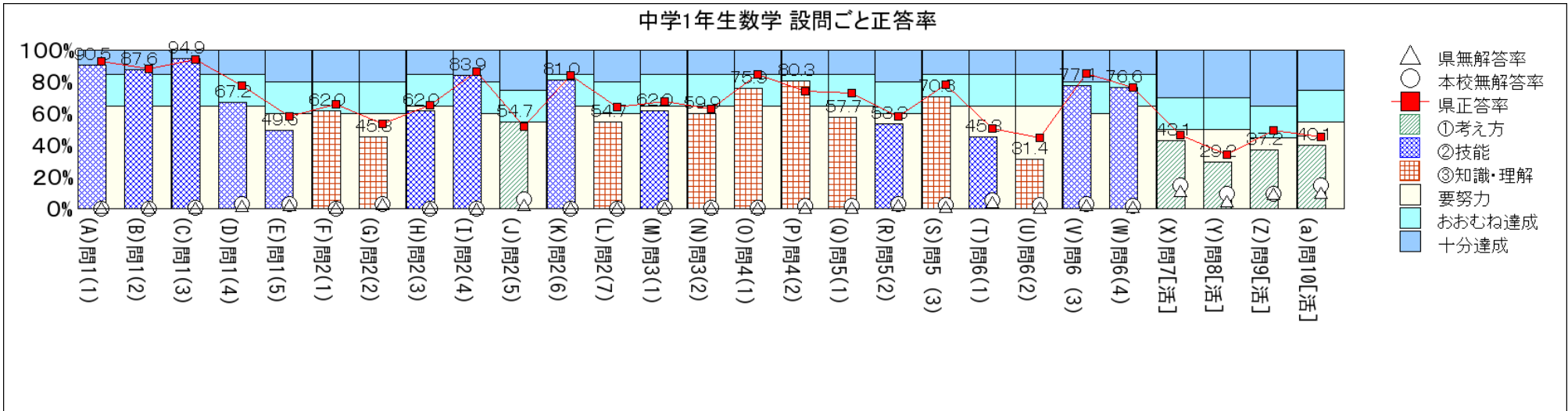




	数①	数②	数③
本校	40.9	71.6	59.8
県正答率	45.4	75.9	66.8
十分達成	71.0	83.5	83.3
おおむね達成	51.0	63.5	63.3



	数A	数B	数C	数D
本校	60.5	58.8	57.3	57.7
県正答率	65.9	66.5	62.9	61.0
十分達成	79.5	76.7	83.3	79.4
おおむね達成	59.5	56.7	63.3	59.4



	数A	数B	数C	数D	数E	数F	数G	数H	数I	数J	数K	数L	数M	数N	数O	数P	数Q	数R	数S	数T
本校	90.5	87.6	94.9	67.2	49.6	62.0	45.3	62.0	83.9	54.7	81.0	54.7	62.0	59.9	75.9	80.3	57.7	53.3	70.8	45.3
県	92.9	88.4	94.4	77.5	58.4	65.6	53.6	65.1	86.6	52.0	84.3	64.3	67.6	62.9	84.8	74.3	72.9	58.5	78.1	50.3
おおむね	65.0	65.0	65.0	65.0	60.0	60.0	60.0	65.0	60.0	55.0	65.0	60.0	65.0	65.0	65.0	65.0	65.0	60.0	65.0	65.0
十分	85.0	85.0	85.0	85.0	80.0	80.0	80.0	85.0	80.0	75.0	85.0	80.0	85.0	85.0	85.0	85.0	85.0	80.0	85.0	85.0
本校無解答率	0.0	0.0	0.7	2.9	2.9	0.0	2.9	0.0	0.0	5.8	0.0	0.0	0.7	0.7	0.7	1.5	1.5	2.9	2.2	5.1
県無解答率	0.4	0.7	0.7	1.6	2.3	0.3	2.8	0.4	0.2	2.3	0.4	0.7	0.6	0.5	0.5	0.4	0.7	2.2	1.1	4.2
観点番号	②	②	②	②	②	③	③	②	②	①	②	③	②	③	③	③	③	②	③	②

	数U	数V	数W	数X	数Y	数Z	数a
本校	31.4	77.4	76.6	43.1	29.2	37.2	40.1
県	44.9	85.4	76.7	46.3	34.1	49.3	45.3
おおむね	65.0	60.0	65.0	50.0	50.0	45.0	55.0
十分	85.0	80.0	85.0	70.0	70.0	65.0	75.0
本校無解答率	2.2	2.9	1.5	14.6	9.5	9.5	14.6
県無解答率	0.7	2.4	1.3	10.9	4.8	9.6	10.1
観点番号	③	②	②	①	①	①	①